

Data Entry – Incurred Costs and Settlement of Final Indirect Cost Rates

Reference Guide

Homepage

AT-AT Module

AT-AT

My Work

Edit Record

Table of Contents

Roles	1
Editing a AT-AT Incurred Cost and Settlement of Final Indirect Cost Rates Record	1
Record Header	2
Data Entry Header Tabs	2
Record Information:.....	2
Planned Tab	2
Record Return	3
<i>Section Name: Contractor Profile</i>	3
Editing the Assigned Contractor	3
<i>Sub-Pop-up Page Name: Record Edit - Contractor Search</i>	3
Search Results	3
Data Entry Fields.....	4
<i>Section Name: Record Type</i>	4
<i>Section Name: Record Issuer Point of Contact Information</i>	4
<i>Section Name: Record Details</i>	4
<i>Section Name: Record Specifications</i>	5
<i>Section Name: FICR Fields</i>	5

Section Name: Management Review and Concurrence Fields	6
Section Name: Legal Review Fields.....	6
Other Record Details.....	6
Section Name: Board of Review Fields.....	6
Section Name: Actual Resolution Fields	6
Section Name: Tolling Agreement Fields	6
Section Name: Record to Contracting Officer	7
Moving On.....	7
How to Move from Planned to.....	7
Resolved Pipeline Position.....	7
Back to Assigned Pipeline Position	8
Deferred Pipeline Position.....	8
FICR Record Details Tab.....	8
Section Name: FICR Record Details.....	8
Section Name: Indirect Cost Rate Fields	8
Moving On.....	9
Resolved Tab	9
Other Record Details.....	9
Section Name: Negotiation Fields	9
Section Name: Legal Review Fields.....	10
Section Name: Board of Review Fields.....	10
Section Name: Decision/Determination Document Fields	10
Section Name: Disposition Document Fields	10
Section Name: Management Review and Concurrence Fields	10
Section Name: Record Details	11
Section Name: Actual Disposition Fields.....	11

Moving On	11
How to Move from Resolved to	11
<i>Dispositioned Pipeline Position</i>	11
<i>Back to Planned Pipeline Position</i>	11
<i>Deferred Pipeline Position</i>	12
Dispositioned	12
<i>Section Name: Record Details</i>	12
<i>Section Name: Reopen Details</i>	12
Email Notification to DCAA	12
Moving On	13
How to Move from Dispositioned to	14
<i>Forwarded Pipeline Position</i>	14
<i>Back to Resolved Pipeline Position</i>	14
<i>Deferred Pipeline Position</i>	14
Forwarded	14
<i>Section Name: Record Details</i>	14
Moving On	15
How to Move from Forwarded to.....	15
<i>Closed Pipeline Position</i>	15
<i>Back to Disposition Pipeline Position</i>	15
Deferred	15
<i>Section Name: Record Details</i>	15
Moving On	16
How to Move from Deferred Back to	16
<i>Planned Pipeline Position</i>	16
<i>Resolved Pipeline Position</i>	16

<i>Dispositioned Pipeline Position</i>	16
Sub-Record Details	16
Section Name: SubRecord Details	17
<i>Section Name: Record ID</i>	17
<i>Section Name: Contracting Officer Details</i>	17
<i>Section Name: Contract Details</i>	17
History	17
History tab entries:	17
Record Submit	18
Information provided on the Success screen:.....	18
Closed	18
Closing a Record.....	19
Reopening a Record	19
Reclose a Record.....	19
Archived	19
Additional Information	20
Print Record	20
Record Header	20
Overage for FICR Settlement	21
Number of Months Overage for FICR Settlement.....	21
Number of Days Overage for FICR Settlement	21
Dropdown Fields/Lists	21
Additional Field Information	21

Roles

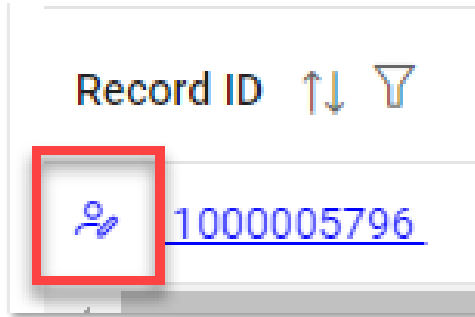
The role(s) required to **Edit** an Incurred Costs and Settlement of Final Indirect Cost Rates Record:

- AT-AT– Monitor
- AT-AT– Contracting Officer
- AT-AT– Region/HQ Monitor

This guide provides an overview of how AT-AT users can **Review** and **Edit** an **Incurred Costs and Settlement of Final Indirect Cost Rates** Record in the **Audit Tracking and Action Tool (AT-AT)** application that was created and assigned to them by the AT-AT Monitor.

Log in to PIEE and access the AT-AT application. In the AT-AT application go to the AT-AT Dashboard and locate the **‘My Work’** section. Only records assigned to the user may be edited by that user. To edit a Record, locate the **‘Edit Record’** icon directly next to the Record ID number. Click the icon to enter the record.

Editing a AT-AT Incurred Cost and Settlement of Final Indirect Cost Rates Record



AT-AT – Contracting Officers have access to the “My Work” table on the dashboard; sort the columns Action Type by “FICR” or Report Code by “G” to help filter the assigned records.

A screenshot of the AT-AT search results table. The table has several columns: Record ID, Form 1 Notice Number, Report Number, Report Date, Contractor Name, Action Type, and Report Code. The "Action Type" and "Report Code" columns are highlighted with red boxes. Below the header, a row of data is visible with a record ID of 1000006009, a notice number of 3907, and a contractor name of "CACI SECURED TRANSFORMATIONS, LLC".

For **AT-AT - Monitors** or **AT-AT - Region HQ Monitors** looking for a G – Incurred Costs and Settlement of Final Indirect Cost Rates Record, use the [Search Functionality](#).

To edit as a **AT-AT Monitor** or **Region/HQ Monitor**, search for a record within your DoDAAC (as a Region/HQ Monitor it will be within span of control of the registered Group/DoDAAC).

Click the Record ID Hyperlink to open the record in view only from Search Results

The record displays; click the “Assigned to Self” button at the bottom of the page. The record is available to be opened from the My Work Dashboard.

The AT-AT Record Header information is available at the top of the Edit screen.

Records open on the tab associated with its current pipeline position. All tabs are accessible during the data entry process. Continue with the training or select a tab link below to skip ahead.

*EXAMPLE: A Record in the **Resolved** pipeline will open to the **Resolved** tab.*

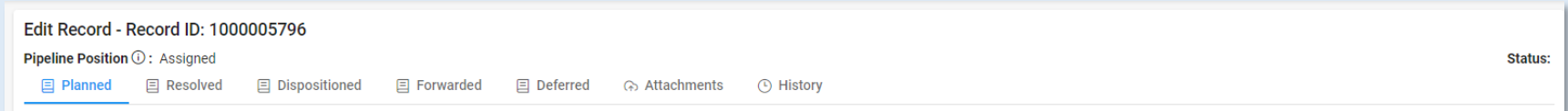
Data Entry Header Tabs

- [Planned](#)
- [Resolved](#)
- [Dispositioned](#)
- [Forwarded](#)
- [Deferred](#)
- [History](#)

Record Header

Record Information:

- Record ID
- [Pipeline Position](#)
- Status
- Overage Status



NOTE: “Overage Status” information tracks the records’ age and displays when the record has a DCAA Audit Report Number.

NOTE: “[Status](#)” tracks the records status for reporting purposes. For more information refer to the “[Additional Field Information](#)” section below.

The Planned tab displays when the record is in the **Planned Pipeline** and the **Target Resolution Date** and **Target Disposition Date** fields have values. The FICR Edit Record screen displays and information for the FICR record is entered below. All tabs are accessible throughout the review process and not all fields display; changing the answers may change the displayed fields.

Planned Tab

*NOTE: To save current work click the “**Submit**” button. The record **does not** progress through the workflow until certain fields have been entered. For more information see the sections “Moving On’ below.*

Record Return

If a Record requires changes from the AT-AT - Monitor, return it by moving it back to the **Assigned** pipeline position.

To return the record, under the **Record Details** section remove the date(s) from the **Target Resolution Date**, **Target Disposition Date**, and **Actual Resolution Date** fields if entered and click the Submit button.

NOTE: A user may need to search for another record to assist with data entry

Section Name: Contractor Profile

- Contractor Name
- CAGE Code
- DUNS
- UEI
- City
- State

Buttons:

- Edit Contractor

Editing the Assigned Contractor

Review the information for the currently assigned Contractor and update, if necessary.

Sub-Pop-up Page Name: Record Edit - Contractor Search

Enter Contractor Search Criteria

- Contractor Name (*parameters: Contain / Equals To / Starts With*)
- Contractor Cage (*parameters: Contain / Equals To / Starts With*)

Search Results

Sub-Pop-up Page Name: Record Edit – Select Contractor

Table Name: Choose a Contractor from Search Results

- Contractor Name
- CAGE

- DUNS
- UEI

Buttons:

- Back
- X (*Close*)

Click the **Contractor Name** hyperlink to choose a new contractor.

Data Entry Fields

Section Name: Record Type

- Agency/Organization Issuing Report * (*options: DCAA / DCMA / Host Nation / Third Party / Other*)
- Report Type * (*options: Audit / Report / Memo / DCMA Other / Other*)
- Report Code * (*options: Select / B – Business Systems / C – Claims and Equitable Adjustments / D – Post Award / E – CAS and DS / F – Operation Audits and Operation Audit Follow-Up / G – Incurred Costs and Settlement of Final Indirect Cost Rates / H – Pre-Award Contract / I – Other / J – Terminations / K – Earned VM System*) (*Users must select Report Code “G” for a FICR Record*)
- Status (*Field displays if “DCAA Audit Report Number” is populated*)
- Report Number * (*Field displays if ‘Agency/Organization Issuing Report’ is not “DCAA” or “Third-Party”*)
- DCAA Audit Report Number * (*Field displays when “DCAA” or “Third Party” is selected in the Agency/Organization Issuing Report” field*)
- Memo Number * (*Field displays when “Memo” is selected in the ‘Report Type’ field*)
- Report Class * (*options: Reportable / Non-Reportable*) (*Field displays when “DCAA” or “Third Party” is selected in the ‘Agency/Organization Issuing Report’ field and Report Type “Audit” is selected in the ‘Report Type’ Field*)

Section Name: Record Issuer Point of Contact Information

- Issuer First Name *
- Issuer Last Name *
- Issuer Email *
- Issuer Address *
- Issuer Phone *
- DCAA FAO code * (*Field displays when “DCAA” or “Third Party” is the selected Organization in the ‘Agency/Organization Issuing Report’ field*)

Section Name: Record Details

- Action/Report Title
- Report Date *
- Original Audit Report Date (*Field displays if ‘DCAA Audit Report Number’ has an “S#” at the end - indicating it’s a supplemental audit*)
- Date Report Received *

- Audit Opinion * (options: Qualified / Unqualified / Disclaimed / Adverse / Not Applicable / Acceptable / Not Acceptable / Other) (Field displays when “DCAA” or “Third Party” is selected in the ‘Agency/Organization Issuing Report’ field) (Audit Opinion options vary depending on the Report Code selected)
- Action Type * (options: CAS / CBS / FICR / SubRecord / Form 1 / Terminations / Other (i.e. Defective Pricing, External Restructuring, etc.)) (Action Type selected must be “FICR” for a FICR record)
- Questioned Costs? * (options: Yes / No)
 - (Fields display when “Yes” is selected in the ‘Questioned Costs?’ field)
 - Total Questioned Costs *
 - Updated Total Questioned Costs
 - Questioned Costs Subject to Penalty? * (options: Yes / No)
 - (Field displays when “Yes” is selected in the ‘Questioned Costs Subject to Penalty’ field)
 - Questioned Costs Subject to Penalty Amount *
- Qualifications * (options: Yes / No)
- Contract Number Associated with This Record? (options: Yes / No / Not Applicable)
- [Reason Code](#)
- [Target Resolution Date](#) (Fields display when a date is entered in the ‘Report Date’ field)
- Revised Target Resolution Date * (Field displays when a past or present date is entered in the ‘Target Resolution Date’ field AND ‘Actual Resolution Date’ does not have a value)
- Target Disposition Date
- [Revised Target Disposition Date](#) * (Field displays when a past date is entered in the ‘Target Disposition Date’ field AND Actual Disposition Date has no value)

Section Name: Record Specifications

(Fields display when “Yes” is selected in the ‘Contract Number Associated with This Record?’ field)

- Contract Number Type * (options: DoD Contract (FAR) / Other Agreement)
- Contract Number *
- Delivery Order
- Form 1 Notice Issued? * (options: Yes / No)
 - (Field displays when “Yes” is selected in the ‘Form 1 Notice Issued?’ field)
 - Form 1 Notice Number *

Section Name: FICR Fields

- [Amount of Questioned Direct Costs](#) *
 - (Fields display when an amount greater than 0 is entered in the ‘Amount of Questioned Direct Costs’ field)
 - Is the Assigned CO Responsible for Settling All Questioned Direct Costs? * (options: Yes / No)
 - ACO/PCO Notification of Direct Costs Date *
- [Amount of Questioned Indirect Costs](#) *
- FICR SOL Date *
- FICR Priority Level (Answer is auto populated based off the ‘FICR SOL Date’ entered)
- Did Contractor Fail to Submit FICR Proposal? (options: Yes / No)

(Field displays when "Yes" is selected in the 'Did Contractor Fail to Submit FICR Proposal' field)

- Is Contractor Open to Negotiations? (options: Yes / No)
- ACO or Audit Determined Rates * (options: ACO Determined Rates / Audit Determined Rates)
(Field displays when "Audit Determined Rates" is selected in the 'ACO or Audit Determined Rates' field)
 - Audit Determined Rate Date

Section Name: Management Review and Concurrence Fields

- Management Review and Concurrence of Resolution and Disposition Documents Required? (Auto populates and read-only "Yes")
- Date Resolution Documents Submitted for Management Review and Concurrence *
- Date Resolution Management Review and Concurrence Completed *

Section Name: Legal Review Fields

- Legal Review of Resolution Documents Resolution Documents * (options: Yes / No)
(Fields display when "Yes" is selected in the 'Legal Review of Resolution Documents Required/Requested' field)
 - Resolution Documents Submitted for Legal Review Date *
 - Date Legal Review of Resolution Documents Completed *

Other Record Details

Section Name: Board of Review Fields

- Board of Review Required/Requested (options: Yes / No / Not Applicable)
(Field displays when "Yes" is selected in the 'Board of Review Required/Requested' field)
 - Board of Review Request Date
 - Board of Review Held? (options: Yes / No / Not Applicable)
(Fields display when "Yes" is selected in the 'Board of Review Held' field)
 - Board of Review Date
 - Board of Review Waiver (options: Yes / No / Not Applicable)
(Field displays when "Yes" in the 'Board of Review Waiver' field)
 - Board of Review Waiver Date

Section Name: Actual Resolution Fields

- Actual Resolution Date

Section Name: Tolling Agreement Fields

- Tolling Agreement in Place * (options: Yes / No)

(Field displays when “Yes” is selected in the ‘Tolling Agreement in Place’ field)

- Tolling Agreement Expiration Date *

- Unresolved Costs * (*options: Yes / No*)
(Field displays when “Yes” is selected in the ‘Unresolved Costs’ field)
 - Amount of Unresolved Costs *

Section Name: Record to Contracting Officer

(Section is auto populated and is not editable)

- Assignment Comments
- Contracting Officer Name
- Contracting Officer Email
- Contracting Officer Phone
- Contracting Officer DoDAAC
- Contracting Office
- Assigner Email
- Assigner Name

Remarks

- Remarks (*One field across all tabs*)

Moving On

Click the **Submit** button to save/submit all edits made on the record. Otherwise, continue on by selecting the appropriate tab located in the record header. Moving the record through the pipeline positions requires specific fields to be entered; for more information refer to the “**How to Move from Planned to**” section below.

How to Move from Planned to

Resolved Pipeline Position

Under the **Tolling Agreement Fields** section enter the date into the **Actual Resolution Date** field and click the **Submit** button.

Back to Assigned Pipeline Position

Under the **Record Details** section remove the date(s) from the **Target Resolution Date**, **Target Disposition Date**, and **Actual Resolution Date** fields if entered and click the Submit button.

Deferred Pipeline Position

Under the **Record Details** section in the **Deferred** tab enter the response into the **In Litigation/Criminal Investigation Involvement** field and click the **Submit** button.

The FICR Record Details Tab displays and information for the FICR record is entered below. All tabs are accessible throughout the review process and not all fields display; changing the answers may change the displayed fields.

*NOTE: To save current work click the “Submit” button. The record **does not** progress through the workflow until certain fields have been entered. For more information see the sections “Moving On” below.*

Section Name: FICR Record Details

- Contractor Fiscal Year End Date *
- Contractor Type * (options: Major / Non-Major)

Section Name: Indirect Cost Rate Fields

- Final Indirect Cost Rates Proposal Due Date (Answer is auto populated with a date that is 6 months from the date entered in the ‘Contractor Fiscal Year End Date’ (using the last date of the month))
- Date of Contractor’s Initial Final Indirect Cost Rates Proposal Submission (Field displays when a date is entered in the ‘Contractor Fiscal Year End Date’ field)
 - Initial Final Indirect Cost Rates Proposal Received Date (Field displays when a date is entered in the ‘Initial Final Indirect Cost Rates Proposal Received Date’ field)
 - Date FICRP Adequacy Review Started * (Field displays when a date is entered in the ‘Date FICRP Adequacy Review Started’ field)
 - Result of FICRP Adequacy Review (options: Adequate / Inadequate) * (Field displays when any response is selected in the ‘Result of FICRP Adequacy Review’ field)
 - Date of FICRP Adequacy Determination * (Field displays when a date is entered in the ‘Date of FICRP Adequacy Determination’ field)
 - Date Audit Request Submitted (Field displays when a date is entered in the ‘Date of FICRP Adequacy Determination’ field)
 - Date Contractor Notified of Inadequacies *

FICR Record Details Tab

(Field displays when a date is entered in the 'Date Contractor Notified of Inadequacies' field)

- Date of Revised FICRP Submission
(Field displays when a date is entered in the 'Date of Revised FICRP Submission' field)
 - Date of Revised FICRP Adequacy Determination

- Audited Amount *
- Total Government Share of FICR Proposal *

Moving On

Click the **Submit** button to save/submit all edits made on the record. Otherwise, continue on by selecting the appropriate tab located in the record header. Moving the record through the pipeline positions requires specific fields to be entered; for more information refer to the “**How to Move from Planned to**” section below.

The Resolved tab displays when the record is in the **Resolved Pipeline** and the **Actual Resolution Date** field has a value. The **FICR Edit Record** screen displays and information for the FICR record is entered below. All tabs are accessible throughout the review process and not all fields display; changing the answers may change the displayed fields.

*NOTE: To save current work, click the “**Submit**” button. The record **does not** progress through the workflow until certain fields have been entered. For more information see the section “Moving On” below.*

Other Record Details

Resolved Tab

Section Name: Negotiation Fields

- Negotiation Held? * (options: Yes / No / Not Applicable)
(Fields display when “Yes” is selected in the 'Negotiation Held?' field)
 - Negotiation Commenced Date *
 - Negotiation Completed Date *
- Total Questioned Costs Sustained
- Total Questioned Costs Sustained Category (options: Questioned Costs Sustained / Potential Costs Avoidance Sustained / Recommended Price Adjustment Sustained)
 - Percentage of Questioned Costs Sustained (Answer is auto populated based on the calculated of 'Total Questioned Costs Sustained' divided by 'Total Questioned Costs')
- Corporate/IHO FlowDown Costs? * (options: Yes / No)

Section Name: Legal Review Fields

- Legal Review Required for Disposition Documents (options: Yes / No)
- Disposition Documents Submitted for Legal Review Date
- Date Legal Review of Disposition Documents Completed

Section Name: Board of Review Fields

- Board of Review Required/Requested (options: Yes / No / Not Applicable)
(Field displays when "Yes" is selected in the 'Board of Review Required/Requested' field)
 - Board of Review Request Date
 - Board of Review Held? (options: Yes / No / Not Applicable)
(Fields display when "Yes" is selected in the 'Board of Review Held' field)
 - Board of Review Date
 - Board of Review Waiver (options: Yes / No / Not Applicable)
(Field displays when "Yes" in the 'Board of Review Waiver' field)
 - Board of Review Waiver Date
- CO Reached an Agreement * (options: Yes / No / Not Applicable)
(Field displays when "No" is selected in the 'CO Reached an Agreement' field)
 - CO Issued Demand for Payment * (options: Yes / No)
(Field displays when "Yes" is selected in the 'CO Issued Demand for Payment' field)
 - Demand for Payment Letter Amount *
 - Date Settlement Agreement Signed *
(Field displays when "Yes" is selected in the 'CO Reached an Agreement' field)

Section Name: Decision/Determination Document Fields

- Date Decision/Determination Documents Submitted for Legal Review *
- Date legal Review of Decision/Determination Documents Completed *
- Date Decision/Determination Documents Submitted for Management Review and Concurrence *
- Date Management Review and Concurrence of Decision/Determination Documents Completed *

Section Name: Disposition Document Fields

- Legal Review Required for Disposition Documents (options: Yes / No)
(Fields display when "Yes" is selected in the 'Legal Review Required for Disposition Documents' field)
 - Disposition Documents Submitted for Legal Review Date
 - Date Legal Review of Disposition Documents Completed

Section Name: Management Review and Concurrence Fields

- Date Disposition Documents Submitted for Management Review and Concurrence

- Date Disposition Management Review and Concurrence Completed

Section Name: Record Details

- All Questioned Direct Costs Settled? * (options: Yes / No)
- Is Interest Applicable (options: Yes / No / Not Applicable)
 - (Field displays when "Yes" is selected in the 'Is Interest Applicable' field)
 - Interest

Section Name: Actual Disposition Fields

(Field displays when a past or present date is entered in the 'Actual Resolution Date' field)

- Actual Disposition Date

Remarks

- Remarks (One field across all tabs)

Moving On

Click the **Submit** button to save/submit all edits made on the record. Otherwise, continue on by selecting the appropriate tab located in the record header. Moving the record through the pipeline positions requires specific fields to be entered; for more information refer to the "**How to Move from Resolved to**" section below.

How to Move from Resolved to

Dispositioned Pipeline Position

Under the **Disposition Document Fields** section enter the date into the **Disposition Date** field and click the **Submit** button.

Back to Planned Pipeline Position

Under the **Tolling Agreement Fields** section remove the date from the **Actual Resolution Date** field and click the **Submit** button.

Deferred Pipeline Position

Under the **Record Details** section in the **Deferred** tab enter the response into the **In Litigation/Criminal Investigation Involvement** field and click the **Submit** button.

The Dispositioned tab displays when the record is in the **Dispositioned Pipeline** and the **Disposition Date** field has values. The FICR Edit Record screen displays and information for the FICR record is entered below All tabs are accessible throughout the review process and not all fields display; changing the answers may change the displayed fields.

*NOTE: To save current work click the “Submit” button. The record **does not** progress through the workflow until certain fields have been entered. For more information see the sections “Moving On” below.*

Section Name: Record Details

(Field displays when “No” is selected in the ‘CO Reached an Agreement’ field)

- Date COFD Issued to Contractor
- Demand for Payment Letter Amount
- Number of Months Overage for FICR Settlement (*Answer is auto populated based on the date entered in the ‘Contractor Fiscal Year End Date’ field*)
- Number of Days Overage for FICR Settlement (*Answer is auto populated based on the date entered in the ‘Contractor Fiscal Year End Date’ field*)
(Field displays when a date is entered in the ‘Disposition Date’ field)
- Document Forward Date

Dispositioned

Section Name: Reopen Details

(Section displays when the record is reopened)

- Record Reopened Due to Appeal (*options: Yes / No*)
(Field displays when “Yes” is selected in the ‘Record Reopened Due to Appeal’ field)
 - Appealed Amount Recovered/Sustained
(Field displays when “No” is selected in the ‘Record Reopened Due to Appeal’ field)
 - Other Reason Record Reopened *

Remarks

- Remarks (*One field across all tabs*)

Email Notification to DCAA


If “DCAA” or “Third Party” is selected in the **Agency/Organization Issuing Report** field and the **Document Forward Date** is entered, then an email must be sent to DCAA. After clicking “Submit” a “Send Email to DCAA” link appears on the success page.

Record Edit Message
The Record was successfully updated.

Record ID
1000005796

[Send Email to DCAA](#)

Click the link and an email will auto populate addressed to the appropriate DCAA contact, which is based on the **DCAA FAO Code** entered. The email alerts the contact that the record has been dispositioned and will include the **DCAA Audit Report Number** and **Record ID** in the subject line and the **Dispositioned Date, Document Forward Date, Total Questioned Costs, and Total Questioned Costs Sustained** in the body.

 Send	To	dcaa-fao6061@dcaa.mil
	Cc	
Subject		Document Forwarded - DCAA Audit Report Number 12345678A12345678 (Record ID 1000005796)

Record has been dispositioned. The following documents are attached to this email:

Disposition Date: 2022/08/15
Document Forwarded Date: 2022/08/30
Total Questioned Costs Amount: \$10000
Total Questioned Costs Sustained Amount: \$888

Moving On

Click the **Submit** button to save/submit all edits made on the record. Otherwise, continue on by selecting the appropriate tab located in the record header. Moving the record through the pipeline positions requires specific fields to be entered; for more information refer to the **“How to Move from Dispositioned to”** section below.

How to Move from Dispositioned to

Forwarded Pipeline Position

Under the **Record Details** section enter the date into the **Document Forward Date** field and click the **Submit** button.

Back to Resolved Pipeline Position

Under the **Disposition Document Fields** section remove the date from the **Disposition Date** field and click the **Submit** button.

Deferred Pipeline Position

Under the **Record Details** section in the **Deferred** tab enter the response into the **In Litigation/Criminal Investigation Involvement** field and click the **Submit** button.

Forwarded

The Forwarded tab displays when the record is in the **Forwarded Pipeline** and the **Document Forward Date** field has a value. The FICR Edit Record screen displays and information for the FICR record is entered below. All tabs are accessible throughout the review process and not all fields display; changing the answers may change the displayed fields.

*NOTE: To save current work click the “**Submit**” button. The record **does not** progress through the workflow until certain fields have been entered. For more information see the sections “Moving On’ below.*

Section Name: Record Details

- Method of Document Transmittal (*options: Email / Fax / Automatically sent by System*)
- All CO Actions Completed
 - (*Fields display when “Yes” is selected in the ‘All CO Actions Completed’ field*)
 - Action Completed Date (*Answer is auto populated with today’s date*)
 - Record Closed Date (*Answer is auto populated with today’s date*)

Remarks

- Remarks (*One field across all tabs*)

Moving On

Click the **Submit** button to save/submit all edits made on the record. Otherwise, continue on by selecting the appropriate tab located in the record header. Moving the record through the pipeline positions requires specific fields to be entered; for more information refer to the “**How to Move from Forwarded to**” section below.

How to Move from Forwarded to

Closed Pipeline Position

Under the **Record Fields** section enter “Yes” into the **All CO Actions Completed?** field and click the **Submit** button.

Back to Disposition Pipeline Position

Under the **Record Details** section remove the date from the **Document Forward Date** field and click the **Submit** button.

Deferred

The Deferred tab displays when the record is in the **Deferred Pipeline** and the **In Litigation/Criminal Investigation Involvement** field has a value. The FICR Edit Record screen displays and information for the FICR record is entered below. All tabs are accessible throughout the review process and not all fields display; changing the answers may change the displayed fields.

*NOTE: To save current work click the “**Submit**” button. The record **does not** progress through the workflow until certain fields have been entered. For more information see the sections “Moving On” below.*

Section Name: Record Details

- In Litigation * (options: Yes / No)
(Field displays when “Yes” is selected in the ‘In Litigation’ field)
 - Docket Number *
(Field displays when “Yes” is selected in the ‘In Litigation’ or ‘Criminal Investigation Involvement’ field)
 - Deferred Status Date *
(Field displays when a date is entered in the ‘Deferred Status Date’ field)
 - Deferred Status Removed Date
- Criminal Investigation Involvement * (options: Yes / No)

Remarks

- Remarks (*One field across all tabs*)

Moving On

Click the **Submit** button to save/submit all edits made on the record. Otherwise, continue on by selecting the appropriate tab located in the record header. Moving the record through the pipeline positions requires specific fields to be entered; for more information refer to the “**How to Move from Deferred Back to**” section below.

How to Move from Deferred Back to

Planned Pipeline Position

Under the **Record Details** section enter the date into the **Deferred Status Removed Date** field and click the **Submit** button.

Resolved Pipeline Position

Under the **Record Details** section enter the date into the **Deferred Status Removed Date** field and click the **Submit** button.

Dispositioned Pipeline Position

Under the **Record Details** section enter the date into the **Deferred Status Removed Date** field and click the **Submit** button.

Sub-Record Details

The Sub-Record Details screen displays and information for the FICR record is entered below. All tabs are accessible throughout the review process and not all fields display; changing the answers may change the displayed fields.

When a FICR Record has Questioned Direct Costs that are not being settled by the assigned CO, then a SubRecord Contract is made.

*NOTE: To save current work click the “**Submit**” button. The record **does not** progress through the workflow until certain fields have been entered. For more information see the sections “Moving On” below.*

Section Name: SubRecord Details

Section Name: Record ID

- DCAA Audit Report Number
- Questioned Direct Cost Amount (\$)
- Record Status

Section Name: Contracting Officer Details

- Contracting Officer Name
- Contracting Officer Email
- Contracting Officer Agency

Section Name: Contract Details

- Contract Number Type
- Contract Number
- Delivery Order
- Contract Questioned Direct Cost Amount (\$)

History

The History tab displays all actions taken on the record, separated by role and action. Select the History tab to view previous actions on the record. The History tab updates on submit.

History tab entries:

- Name of User Conducting Action
- User Title
- User Email
- User Commercial Telephone
- User DSN Telephone
- Action Date
- Action
- Pipeline Position
- Report Number
- DUNS
- UEI
- Remarks
- Modifications

CA-TAT Monitor - 2022/03/03 2:16:03 PM

Name of User Conducting Action [REDACTED]	User Title DBA
User Email [REDACTED]	User Commercial Telephone [REDACTED]
Action Date 2022/03/03 2:16:03 PM	Action [REDACTED] assigned the audit.
Pipeline Position Resolved	Report Number 1000001
DoDAAC [REDACTED]	DUNS 039134218
Remarks [REDACTED]	

Once the user is finished within the History tab, they may either submit the record by selecting the “Submit” button at the bottom of the page or move back to any of the previous pages by selecting the tab; refer to the records pipeline position located within the header for a reference on which tab should be selected.

Selecting the “**Submit**” button, successfully, displays a success screen with the record information, useful for locating the record later for additional data entry. Submitting the document saves all edits. When the appropriate fields are filled out, the record is progressed to the next pipeline position.

Refer to the **Moving On** sections for each pipeline tab for more information on the specific fields. The record is editable prior to **Closed**, if the record is closed it will need to be reopened for any additional edits to be made; refer to the **Closed** section for more information.

Record Submit

Information provided on the Success screen:

- Record ID
- Pipeline Position

Record Edit Message
The Record was successfully updated.

Record ID 1000005796	Pipeline Position Assigned
--------------------------------	--------------------------------------

Closed

Once a record has been completed and all the necessary actions have been taken, the record must be closed.

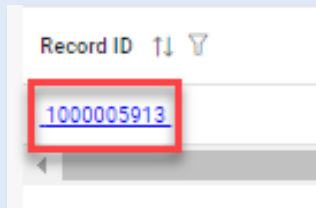
Closing a Record

To close a record, return to the **Forwarded pipeline** and indicate “**Yes**” in the **All CO Actions Completed?** Field and click the Submit button. The **Record Closed Date** will auto populate with the current date, and the record will **Close**.

Closed Records may be searched for and reopened within the next four years of the “**Record Closed Date**” value; otherwise, the record is moved to “**Archived**” and cannot be reopened.

Reopening a Record

For **AT-AT – Monitors, Regions/HQ Monitors, and Contracting Officers** looking to reopen a record, use the [search functionality](#) to find the closed record. Click the Record ID number hyperlink to open the record.



Click the **Reopen and Assign to Self** button and a pop-up confirmation displays with the message, “Are you sure you want to reopen this record”? Select “Confirm” to proceed with the process. The record will be **Reopened**, and the **Edit Record** screen displays. The record status will update to “**Reopened**”.

Reclose a Record

To close a reopened record, return to the **Forwarded pipeline** and indicate “**Yes**” in the **All CO Actions Completed?** field and click the **Submit** button. The **Record Closed Date** will auto populate with the current date, and the record will reclose. Reclosing a record restarts the four-year **Archive** timer.

Archived

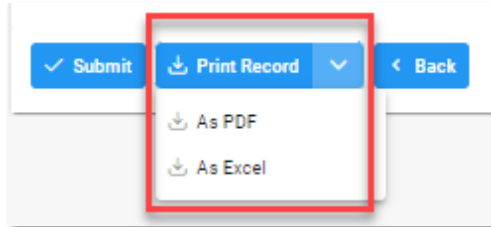
Four years after the [Record Closed Date](#) has passed the record will automatically be archived by the system and the pipeline position updated to **Archived** from **Forwarded**.

After being archived, the record is accessible to users as a “read-only” document and is no longer able to be reopened.

Additional Information

Print Record

The [Print Records](#) button allows the user to export a record in Excel or PDF format.



For additional information on Print, check the AT-AT WBT [General Function](#) page

Record Header

The **Status** field only displays for records that have a DCAA Audit Report Number. The **Status** reflects the age of the record and is auto calculated based on the scenarios outlined below.

1. The "Status" will reflect "OA" (Over Age) when:
 - a. The "Target Resolution Date" has been missed (>-24:00 hours than today's 00:00 GMT); until the "Actual Resolution Date" is populated, OR
 - b. The "Target Disposition Date" has been missed (>-24:00 hours than today's 00:00 GMT); until the "Disposition Date" is populated or the action hits the six months and one day mark.
2. The "Status" will reflect "OA 6" (Over Age Six Months) when the "Target Disposition Date" is missed by more than six months, until
 - a. "Disposition Date" is populated, OR
 - b. "Yes" is selected in the "All CO Actions Complete" data field.
3. The "Status" will reflect "OA 12" (Over Age Twelve Months) when the "Target Disposition Date" is missed by more than twelve months, until
 - a. "Disposition Date" is populated, OR
 - b. "Yes" is selected in the "All CO Actions Complete" data field.
4. The "Status" will reflect "OA 18" (Over Age Eighteen Months) when the "Target Disposition Date" is missed by more than eighteen months, until
 - a. "Disposition Date" is populated, OR
 - b. "Yes" is selected in the "All CO Actions Complete" data field.
5. The "Status" will continue to track the "Target Disposition Date" at 6-month intervals (e.g. OA 24, OA 30, OA 36, etc.) until the
 - a. "Disposition Date" is populated, OR

	<p>b. "Yes" is selected in the "All CO Actions Complete" data field.</p>
<p>Overage for FICR Settlement</p>	<p>Number of Months Overage for FICR Settlement</p> <ol style="list-style-type: none"> 1. The calculations will be based on "Contractor Type" as follows: <ul style="list-style-type: none"> ○ "Major"- calculation begins after the 27th month from the date entered in the "Contractor Fiscal Year End Date" field. ○ "Non-Major" – calculation begins after the 36th month from the date entered in the "contractor Fiscal Year End Date" field. 2. If the FICR Settlement is not over, this field will auto-populate with zero (0). <p>Number of Days Overage for FICR Settlement</p> <ol style="list-style-type: none"> 1. The calculations will be based on "Contractor Type" as follows: <ul style="list-style-type: none"> ○ "Major"- calculation begins after the 27th month + 1 calendar day from the date entered in the "Contractor Fiscal Year End Date" field. ○ "Non-Major" – calculation begins after the 36th month + 1 calendar day from the date entered in the "Contractor Fiscal Year End Date" field. 2. If the FICR Settlement is not over, this field will auto-populate with zero (0).
<p>Dropdown Fields/Lists</p>	<ul style="list-style-type: none"> • Reason Code <ul style="list-style-type: none"> ○ 01 – Fact-Finding/Preparing Official Records ○ 02 – Under Legal Review ○ 03 – Under Management Review ○ 04 – In Negotiations ○ 05 – Issued a COFD ○ 06 – Subject Action in Litigation/Investigation ○ 07 – Segment Level Complete-Awaiting Flow Down Allocations ○ 08 – Segment Level Complete-Flow Down Allocations in Litigation/Investigation ○ 09 – Indirect rates complete – Awaiting Direct Cost Settlement ○ 10 – Resource Constraints ○ 11 – Other
<p>Additional Field Information</p>	<p><u>Status</u></p> <p>A record created manually or via the flat file upload the read-only "Status" field will be auto-populated on all standard Records and SubRecords. The "Status" values will be: "Less than 6 months", "6 to 12 months", "Over 12 months", "Closed", "Deferred Litigation", or "Deferred Investigation" (designation depends on the following statements).</p>

Scenario 1:

The record is not in a "Deferred Investigation", "Deferred Litigation", or "Closed" pipeline position.

Then the read-only "Status" field will be auto-populated with an age category status and the age category status is calculated based on the "Report Date" field ("Less than 6 months", "6 to 12 months", "Over 12 months") in comparison to the user's system date (current date).

For example, Report Date is 09/1/2023 and today is 3/11/2024, the difference between the dates is 6 months and 11 days, so the status would show "6 to 12 months".

Scenario 2:

The record is in the Deferred pipeline position (designated by a date in the "Deferred Status Date" field, but not one in the "Deferred Status Removed Date" field).

"Yes" is selected in the "In Litigation" field.

Then the read-only "Status" field will be auto-populated with "Deferred Litigation" status.

Scenario 3:

The record is in the Deferred pipeline position (designated by a date in the "Deferred Status Date" field, but not one in the "Deferred Status Removed Date" field).

"Yes" is selected in the "Criminal Investigation Involvement" field.

Then the read-only "Status" field will be auto-populated with "Deferred Investigation" status.

Scenario 4:

"Record Closed Date" has been populated.

Then the read-only "Status" field will be auto-populated with "Closed" status.

DCAA Audit Report Number

The following 5-digit activity codes located in the "DCAA Audit Report Number" after the letter (Positions 10-14; ex. 12345678S*11010*123)

CAS and DS activity codes: "19100," "19200," "19403," "19404," "19407," "19408," "19409," "19410," "19411," "19412," "19413," "19414," "19415," "19416," "19417," "19418," "19420," and "19500"

The field allows for two formats:

Format 1 (Old):

Characters 1-4 (numeric) - DCAA FAO Code (e.g., 6311)

Characters 5-8 (numeric) - Year (e.g., 2023)

Character 9 (letter) - DCAA Office Team Code (e.g., K)

Characters 10-14 (numeric) - Activity Code (e.g., 19500)

Characters 15-17 (numeric) - Sequence (e.g., 005)

Characters 18-19 (S#) - Supplemental Audit Indicator (e.g., S1)

Characters 18-21 or Characters 20-23 (D#) - SubRecord Indicator (e.g., D999)

NOTE: the DCAA Audit Report Number must meet this format; however, the Supplemental Audit Indicator (S#) and the SubRecord Indicator (D#) are not always necessary and are therefore optional when we run validation.

Format 2 (New):

Characters 1-4 (numeric) - Year (e.g., 2023)

Characters 5-9 (numeric) - Activity Code (e.g., 19500)

Characters 10-14 (numeric) - Sequence (e.g., 00005)

Characters 15-16 (S#) - Supplemental Audit Indicator (e.g., S1)

Characters 15-18 or Characters 17-20 (D#) - SubRecord Indicator (e.g., D999)

NOTE: the DCAA Audit Report Number must meet this format; however, the Supplemental Audit Indicator (S#) and the SubRecord Indicator (D#) are not always necessary and are therefore optional when we run validation.

Memo Number

The field allows for two formats:

Format 1 (Old):

Characters 1-4 (numeric) - DCAA FAO Code (e.g., 6311)

Characters 5-8 (numeric) - Year (e.g., 2023)

Character 9 (letter) - DCAA Office Team Code (e.g., K)

Characters 10-14 (numeric) - Activity Code (e.g., 19500)

Characters 15-17 (numeric) - Sequence (e.g., 005)

Format 2 (New):

Characters 1-4 (numeric) - Year (e.g., 2023)

Characters 5-9 (numeric) - Activity Code (e.g., 19500)

Characters 10-14 (numeric) - Sequence (e.g., 00005)

Target Resolution Date

When 'Type of CAS' has "CAS Standard", or "Noncompliance" selected then the Target Resolution Date will auto-calculate on record creation 15 calendar days from the date entered into the "Date Report Received" field.

OR

When Type of CAS has "Initial DS", "Revised DS", or "Cost Impact" selected then the Target Resolution Date will auto-calculate on record creation six months from the date entered into the "Date Report Received" data field.

Target Disposition Date

The Target Disposition Date will auto-calculate on record creation 12 months from the date entered in the "Date Report Received" field.

Amount of Questioned Direct Costs

An amount entered in the "Amount of Questioned Direct Costs" the system validates that the amount entered equals the amount entered in "Total Questioned Costs" or "Updated Total Questioned Costs".

NOTE: If Updated Total Questioned Costs is entered, do not validate against Total Questioned Costs field

Amount of Questioned Indirect Costs

An amount entered in the "Amount of Questioned Indirect Costs" the system validates that the amount entered equals the amount entered in "Total Questioned Costs" or "Updated Total Questioned Costs".

NOTE: If Updated Total Questioned Costs is entered, do not validate against Total Questioned Costs field

Amount of Questioned Direct Costs and Amount of Questioned Indirect Costs

An amount in both the "Amount of Questioned Direct Costs" and "Amount of Questioned Indirect Costs" the system validates that the total of the amounts entered for both "Amount of Questioned Direct Costs" and "Amount of Questioned Indirect Costs" equals the amount entered in "Total Questioned Costs" or "Updated Total Questioned Costs".

NOTE: If Updated Total Questioned Costs is entered, do not validate against Total Questioned Costs field